

MOMO ARASHIMA

STEALS THE SWORD OF THE WIND



ACTIVITY BROCHURE

- Learn Origami
- Escape the Shikome Maze
- Kami Word Search

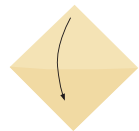
Make your own PAPER CRANE!

Momo and her friends must rely on some pretty absurd modes of transportation over the course of their adventures, including flying on the back of a paper crane!

Learn how to make your own origami crane using the steps below!

WHAT YOU'LL NEED: 1 square piece of paper

1. Grab a piece of square paper. Fold it in half diagonally by taking the top corner and folding it to the bottom corner. You should have a triangle.



1

2. Fold the triangle in half by taking the right corner and folding it to the left.

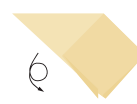


2

3. Pull up the top layer of the triangle, bringing the left corner of the triangle down to the bottom corner. Crease on the right and left sides.



3



4

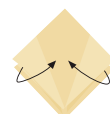


5

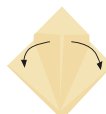
4. You should now have a shape that looks like this.



6



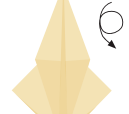
7



8



9



10

5. Flip the paper over.

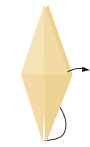
6. Do the same to the other side by lifting the top layer and bringing the right corner down to the bottom corner. Crease the sides so that it lays flat in a square shape.



11




12



13



14



15

7. Take both sides of the top layer and fold them in to meet at the middle and fold the top point down, creasing where the two flaps meet.



16



17

8. Unfold what you did in step 7.

9. Lift the top piece of paper upward and fold the left and right sides inward to create a long, thin diamond in the middle.

10. Flip the paper over.

11. Repeat steps 7 and 8.

12. Repeat step 9. Now you should have a skinny kite shape.


13. Fold the lower right point up and to the right, flatten the new crease, and then unfold. Open the right side and fold that same point back up toward the center.

14. Repeat step 13 on the left side.

15. Bend down the tip of the left point you just folded up to form the beak of the crane.

16. Fold the two tall points down on either side to form the wings.

17. Enjoy your finished crane.




LABYRINTH
ROAD



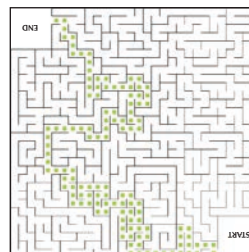
Escape the SHIKOME MAZE

A shikome, one of the death hags who serves the Queen of Death, is after Momo, Niko, and Danny. Help them escape danger by finding a safe path through the maze.

START



END



KAMI WORD SEARCH

Momo meets many legendary kami throughout her epic journey.
Can you find all the names of these Japanese deities in the word search below?

AMATERASU

Goddess of the sun and
queen of the sky

BENZAITEN

Goddess of music, language, creativity,
poetry, knowledge, and rivers

BISHAMON

God of warriors, punisher of evildoers,
healer, and guardian of the North

DAIKOKU

God of farmers, commerce,
wealth, and kitchens

EBISU

God of fisherfolk, merchants, and luck

HOTEI

God of happiness and contentment

IZANAGI

The Creator, father of Amaterasu
and Tsukiyomi

IZANAMI

The Destroyer, the goddess of death;
previously the mother goddess who
gave birth to the first earthly kami

RAIJIN

God of thunder

SUSANO'O

Lord of the sea and storms

TSUKIYOMI

Prince of the moon

UZUME

Goddess of laughter,
dance, and the dawn

